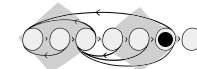


SOLUTION INTERVIEW



Lewrick / Link / Leifer
The Design Thinking Toolbox
978-1-119-62919-1

Project:
Team:
Version & Date:











Brief instructions: The Solution Interview is an instrument that is usually used with high-resolution prototypes. The aim is to test the solutions developed in the project to see whether they are accepted by the addressed users.

More tips & tricks for this template on book page: 225

Solution to be tested:

Which solution or which prototype/MVP should be tested?

<p style="writing-mode: vertical-rl; transform: rotate(180deg);">context</p> <p style="font-size: 48pt; font-weight: bold;">1</p>	<p>Task <i>What is the context and the task?</i></p> 	<p>Goal <i>What is the goal of the interview?</i></p> 	<p>Persona <i>Who is the persona?</i></p> 
<p style="writing-mode: vertical-rl; transform: rotate(180deg);">interview planning</p> <p style="font-size: 48pt; font-weight: bold;">2</p>	<p>Interview candidates <i>Who are potential interview candidates?</i></p> 	<p>Interview team <i>Who is the interview team? What are the roles?</i></p> 	<p>Material <i>What is needed?</i></p> 
<p style="writing-mode: vertical-rl; transform: rotate(180deg);">interview guide</p> <p style="font-size: 48pt; font-weight: bold;">3</p>	<p>Agenda <i>How is the interview going on?</i></p> 		<p>Content <i>What are the important contents and questions?</i></p> 

Get a PDF
Premium Design
Thinking Template:

WWW.DT-TOOLBOOK.COM/SHOP